



# Employment and Your Benefits FAQ

It is a common misconception that individuals with disabilities who receive SSI or SSDI cannot work because they may lose their benefits. Benefits are complicated, but with proper planning most people will be able to work and retain essential benefits. This is a brief overview. For more in-depth information, we recommend you connect with a benefits planner to help you understand the impact of working on your benefits.

## **Q. I receive Supplemental Security Income (SSI), if I work will I lose my SSI cash payment?**

*A. When you work and are on SSI, you may keep the first \$85 (if you have no other unearned income) and then you will also keep ½ of the remainder of your income until you reach the "break-even point" and your payment is zero (for 2017, this earned income amount is \$1,555 per month).*

For Example	
The person earns:	The full SSI payment is \$735 per month. You would then subtract \$207.50 (countable income) = \$527.50
\$500 a month	
-\$20 general exclusion	
-\$65 earned income exclusion	
= \$415 divided by half = \$207.50 (countable income)	This means the person would receive \$500 in earnings and \$527.50 in SSI payment for a total of \$1,027.50 per month.

## **Q. Will I lose my Medicaid if I work?**

*A. Sometimes when you are earning more money the most important benefit to retain is the support services needed through Medicaid. These supports may include Personal Care Services or Job coaching. There are several ways to retain Medicaid while continuing to build your income through employment.*

**Resources:** Most Medicaid programs require you to keep your assets under \$2,000 for a single individual and \$3,000 for a couple. There are ways to save above the \$2,000/\$3,000 limit by utilizing:

- ABLE account
- Developmental Disabilities Endowment Trust II account (DDLLOT), or having a private self settled Special Needs trust,
- Medicaid through the Apple Health for Workers with Disabilities program.

**Income:** There are also ways to make more money and retain your Medicaid benefits. These include:

- 1619(b)—an extended Medicaid program connected to SSI. Earned income can be up to \$32,760 under the standard income limit, and individualized thresholds can be established for individuals with greater reliance/expenses for Medicaid
- The DDA Medicaid Waiver Special Income Level, which has a gross income limit of \$2,205
- Social Security Work Incentives, which can reduce countable income. These work incentives can include the Student Earned Income Exclusion, Plans for Achieving Self Support (PASS) and Impairment Related Work Expenses (IRWE).

- Apple Health for Workers with Disabilities program (HWD). In the Apple Health for Workers with Disabilities, individuals pay a premium, based on income to maintain their Medicaid services. Income Limits for this Program can be quite high, especially for those who only have wages for income. For those individuals, the limit is more than \$52,000.

**Q. How much can I make if I receive SSDI (Social Security Disability Income).**

A. The income limit for SSDI is \$1,170 a month. SSDI is different from SSI - you either receive all of the payment or none of the payment. Your SSDI payment is related to your employment record, and/or it may be related to your retired or deceased parents Social Security, if they are taking benefits. There are ways to reduce the countable income through PASS and IRWE plans. By utilizing these work incentives you may be able to work more, depending upon your individual support needs.

**Q. Can I receive both SSI and SSDI?**

A. Yes, as long as your earnings do not exceed \$1,170 you will keep all of your SSDI payment, although SSI will reduce your cash benefit by the amount of the SSDI check. You can stay Medicaid eligible by keeping your assets under the \$2,000 limit, or by utilizing the work incentives and programs related to resources mentioned above.

**Q. Do the income limits and benefit amounts ever change?**

A. Yes, benefit amounts and earning limits often increase each year usually on January 1st. You will want to inquire to see what the current limit is before making benefits decisions.

**Q. Where can I go to receive benefits planning?**

A. Your employment vendor may have basic information about benefits. If you are a client of DVR (Department of Vocational Rehabilitation) or the DSB (Department of Services for the Blind) you can request a free benefits analysis. You can also request a free benefits analysis from PLAN to Work at 866-497-9443

**Resources**

- **Information about Working and Benefits:**  
<http://www.disabledworkersusa.com/faqs/>
- **Myths about Working and Benefits**  
[https://choosework.ssa.gov/Assets/docs-materials/SSA\\_3\\_Biggest\\_Myths\\_Flyer-Final-2.pdf](https://choosework.ssa.gov/Assets/docs-materials/SSA_3_Biggest_Myths_Flyer-Final-2.pdf)
- **Information about Benefits Planning in Washington State:**  
<https://www.dshs.wa.gov/ra/division-vocational-rehabilitation/benefits-planning>
- **Paths to Financial Eligibility for the DDA Home and Community Services (HCBS) waivers and long term employment supports through the County**  
<https://www.dshs.wa.gov/sites/default/files/DDA/dda/documents/Paths%20to%20Financial%20Eligibility%20for%20DDA%20HCBS%20waivers%202017.pdf>
- **Social Security Work Incentives:**  
<https://www.ssa.gov/disabilityresearch/wi/generalinfo.htm>
- **Information about ABLE Accounts:**  
<http://www.ablenrc.org/about/what-are-able-accounts>
- **Developmental Disabilities Endowment Trust Fund**  
<http://ddetf.wa.gov/>
- **Information about Special Needs Trusts**  
<http://arcofkingcounty.org/resource-guide/legal/special-need-trusts-wills.html>
- **Information about Apple Health for Workers with Disabilities (HWD)**  
<https://www.dshs.wa.gov/esa/community-services-offices/apple-health-workers-disabilities-hwd-program>

For more information contact The Arc of King County:  
Ask@arcofkingcounty.org or call 206-829-7053

Countable income is  
the amount SSA  
subtracts from the

**Someone on SSI with a job that pays  
\$800/month gets exclusions from  
countable income**

Gross Wages	\$800.00
Apply General Exclusion	<u>-\$ 20.00</u>
<b>Subtotal</b>	<b>\$780.00</b>
Apply Earned Income Exclusion	<u>-\$65.00</u>
<b>Subtotal</b>	<b>\$715.00</b>

**Remaining SSI after countable income is  
applied**











SSI Full Benefit Rate:	\$735.00
Minus the countable income:	<u>-\$357.50</u>
<b>Adjusted SSI Amount</b>	<b>\$377.50</b>



**Total income**

Wages:	\$800.00
SSI amount	<u>+\$377.50</u>
<b>Total</b>	<b>\$1,177.50</b>

## 2017 SUPPLEMENTAL SECURITY INCOME (SSI) AND MEDICAID

WAGES/NESE*	SSI	TOTAL
 Earnings = \$0.00	 SSI = \$735.00	 Total = \$735.00
 Earnings = \$585	 SSI = \$485.00	 Total = \$1,070.00
 Earnings = \$1,555.00 (BEP)	<div data-bbox="586 890 948 1089"> <p><b>1619b Status</b></p> <p>Keep connected to benefits even when receiving a SSI check</p> </div> SSI = \$0.00	 Total = \$1,555.00
 Earnings = \$2,730** (\$32,760/2017)	<div data-bbox="586 1331 964 1619"> <p><b>1619b Status</b></p> <p>SSI status and Medicaid connected to SSI eligibility.</p> <p>Typically stops past earnings threshold. but</p> </div> SSI = \$0	 Total = \$2,730*

\*Net Earnings from Self-Employment (**NESE**) Sales – IRS Deductible Expenses x 0.9235/12=NESE

\*\*The monthly amount is an estimate depending upon when you entered 1619b. The amount could be higher if you entered 1619b in the middle of the year. Please contact a benefits and work incentives counselor if you are nearing this number.